NO	DATE	REVISION	BY

EDGE FINISHES

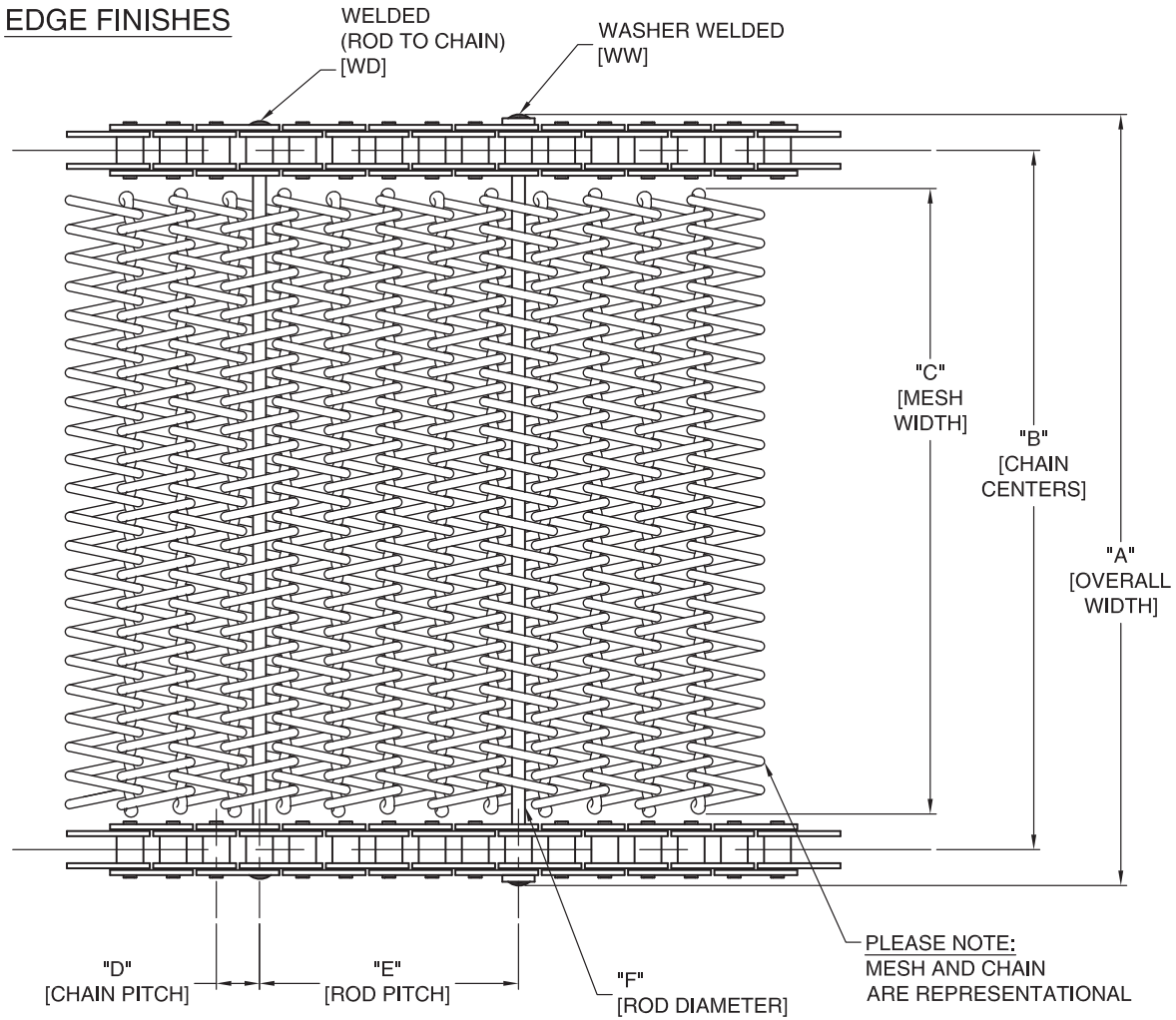

BELT SPECIFICATION

VARIABLES	DATA	MATERIAL
"A"		
"B"		
"C"		
"D"		
"E"		
"F"		
CHAIN NUMBER		
EDGE FINISH	WW or WD	
MESH SPEC.		
NOTES:		
(IE. SIDE PLATES, FLIGHTS, OVERSIZED RODS ETC.)		
PLEASE CIRCLE CRITICAL DIMENSION		
"A" "B" "C"		

NOTES:

1. THIS DRAWING IS INTENDED SOLELY FOR LAYOUT PURPOSES. IT IS THE RESPONSIBILTY OF THE CUSTOMER TO RELAY ANY IMPORTANT INFORMATION REGARDING ANY AND ALL DESIGN FEATURES OF DESIRED BELT.

DIRECTION OF BELT TRAVEL

SPIRAL ENDS TRAIL,
"LIKE FISH SCALES"

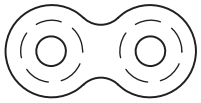

STANDARD ANSI CHAIN

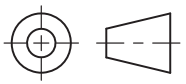

ALL DIMENSIONS ARE INCHES UNLESS OTHERWISE SPECIFIED

CUSTOMER INFORMATION	
P.O. #	
W.O.#	

TOLERANCE UNLESS OTHERWISE SPECIFIED

DECIMAL .X	± .03	FRACTIONAL	± 1/16
.XX	± .015		
.XXX	± .005	ANGULAR	± 1/2°
.XXXX	± .0005		

BELT LINK INC
2118 Wilshire Blvd., #550
Santa Monica, CA 90403
888-888-2358 fax 888-333-2358
mike@beltlink.com

TITLE	REV	SCALE
STANDARD PITCH CHAIN DRIVEN BELT LAYOUT	0	N.T.S.

DATE		DRAWING
DRAWN BY		